Colors

Purple 600	Gray 300	Gray 100	Gray 600	Gray 900
Purple 600 / #805AC3	**Gray 300 / #DCDCDC**	**Gray 100 / #F9F9F9**	**Gray 600 / #5A5A5A**	**Gray 900 / #282B2C**
'Filters' button in Search Bar and primary buttons	Table header color	Table row background stripe color	Icons	All text (should be used instead of black all throughout the Service)

New Search Bar Components

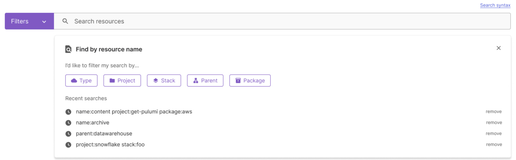

Search Bar Menu

Rules:

- Anytime inside of search bar is clicked into, the search menu appears
- Search bar is open while being used/active and until user moves outside of it or close icon is clicked
- If 'Find by resource name' or any of the filter buttons are clicked, a filter query of that type will automatically be put in the search bar for the user to complete:

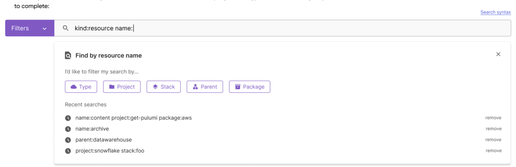

- Anytime inside of search bar is clicked into, the search menu appears
- Search bar is open while being used/active and until user moves outside of it or close icon is clicked
- If 'Find by resource name' or any of the filter buttons are clicked, a filter query of that type will automatically be put in the search bar for the user to complete:
- Recent searches section is only present when there have actually been recent searches. At most, we only want to show the last 4 recent searches.
- Remove links are to the right of each recent search that will remove that search.
- Filters menu and search bar menu can't be open at the same time.

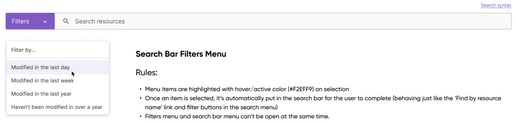

If hovered over, a tooltip will appear and when clicked the **query filters dialog** will appear, giving users information on how to use queries when searching.

Search Bar Filters Menu

Rules:

- Menu items are highlighted with hover/active color (#F2EFF9) on selection
- Once an item is selected, it's automatically put in the search bar for the user to complete (behaving just like the 'Find by resource name' link and filter buttons in the search menu)
- Filters menu and search bar menu can't be open at the same time.

Search Bar's Resources Query Filters dialog

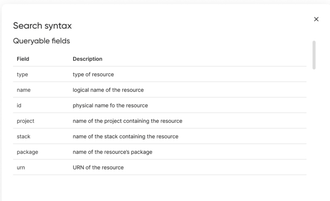

Search syntax

Queryable fields

Field	Description
type	type of resource
name	logical name of the resource
id	physical name fo the resource
project	name of the project containing the resource
stack	name of the stack containing the resource
package	name of the resource's package
urn	URN of the resource

This dialog is how we can explain the query filtering to users - ***please note that the exact query format and filters are still being decided on.***

Typography

Resources header = Gilroy-Medium font, 26pt

View Option menu header = Gilroy-Bold font, 15pt

~~Find by resource name' header in Search bar~~ menu = Gilroy-Bold font, 16pt

Base text = Inter-Regular font, 14pt

Search Bar and Menu - Tablet version

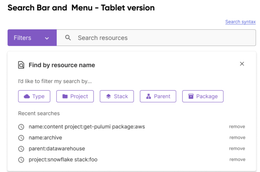

Rules:

Tablet search menu should span the width of the entire search bar.

Search Bar and Menu - Mobile version

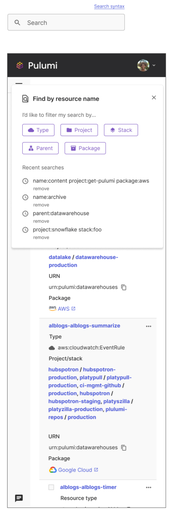

Rules:

- In mobile, search bar is reduced to only the search - personalized filter is removed.
- Mobile search bar menu covers the entire width of the screen an acts more like a dialog on top of the screen.

Complete Table Component

Desktop version

Name	Type	Project/stack	URN	Package	Actions
alblogs	pulumi:service:ALblogsToRedShift	datalake / datawarehouse-production	urn:pulumi:datawarehos	AWS	···
alblogs-alblogs-summarize	aws:cloudwatch:EventRule	hubspotron / hubspotron-production, platypull / platypull-production, ci-mgmt-github / production, hubspotron / hubspotron-staging, platyszilla / platyzilla-production	urn:pulumi:datawarehos	Google Cloud	···
alblogs-alblogs-summarize	aws:cloudwatch:EventRule	datalake / datawarehouse	urn:pulumi:datawarehos	Azure	···
analytics-summary-ready	aws:lambda:Permission	simple / dev, lambda-temp / dev	urn:pulumi:datawarehos	AWS	···
archive-handler	aws:cloudwatch:EventRuleEventSubscription	serverless / luke-testing	urn:pulumi:datawarehos	AWS	···
content	aws:sns:Topic	get-pulumi-com / production	urn:pulumi:datawarehos	AWS	···
content-archive	aws:sns:TopicEventSubscription	serverless / luke-testing	urn:pulumi:datawarehos	AWS	···
default	aws:sns:Topic	get-pulumi-com / production	urn:pulumi:datawarehos	AWS	···
external-destinations-timer	aws:sns:TopicEventSubscription	datalake/datawarehouse	urn:pulumi:datawarehos	AWS	···
get-pulumi-com-cflogs	pulumi:service:CloudFrontLogsToRedshift	get-pulumi-com / production	urn:pulumi:datawarehos	AWS	···

Tablet version

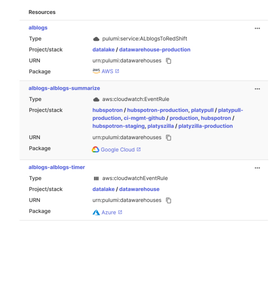

Mobile version

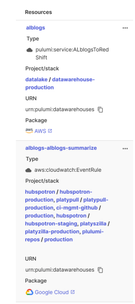

Individual Table Components explained...

Table Header

Name	Type	Project/stack	URN	Package	Actions

Rules:

- There are no limits to the amount of columns that can be shown in the table - columns will automatically begin to horizontally scroll when table runs out of room.
- Table should be responsive - so with a larger size screen, columns will enlarge.
- Resource name and Actions columns are always present no matter what (these won't even be an option to hide in View Option menu)
- Each table column will be sortable via sort icon next to column header (arrow turns from up to down depending on active sort

Table Rows

alblogs	pulumi:service:ALblogsToRedShift	datalake / datawarehouse-production	urn:pulumi:datawarehos	AWS	···
alblogs	pulumi:service:ALblogsToRedShift	datalake / datawarehouse-production	urn:pulumi:datawarehos	AWS	···

Responsive Table Rows (Cards)

Tablet

Mobile

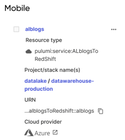

Rules:

- There are no limits to the amount of columns that can be shown in the table - columns will automatically begin to horizontally scroll when table runs out of room.
- Table should be responsive - so with a larger size screen, columns will enlarge.
- Resource name and Actions columns are always present no matter what (these won't even be an option to hide in View Option menu)
- Each table column will be sortable via sort icon next to column header (arrow turns from up to down depending on active sort
- Resource name and Actions columns are always present no matter what (these won't even be an option to hide in View Option menu)
- Resource names are links to that actual resource page
- Project/stack names are links to the appropriate project and stack
- Each table column will be sortable via sort icon next to column header

Table Actions menu

Hover/active color when any menus item is selected: #F2EFF9

Table Settings: 'View Option' menu

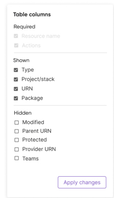

Rules:

- Resource name and actions columns are required columns that can never be hidden.
- There are no limits to the amount of columns that can be shown in the table - columns will automatically begin to horizontally scroll when table runs out of room.
- Apply changes' button is in secondary button state when user first opens menu, until a menu selection is made, then the button state turns to 'primary'/button changes to purple in color - signaling to the user that the button needs to be pressed before a change on the screen will happen.

Entire Page Views

Resources Page

Table columns: Resource name, Resource type, Project/stack name(s), URN, Cloud provider & Actions

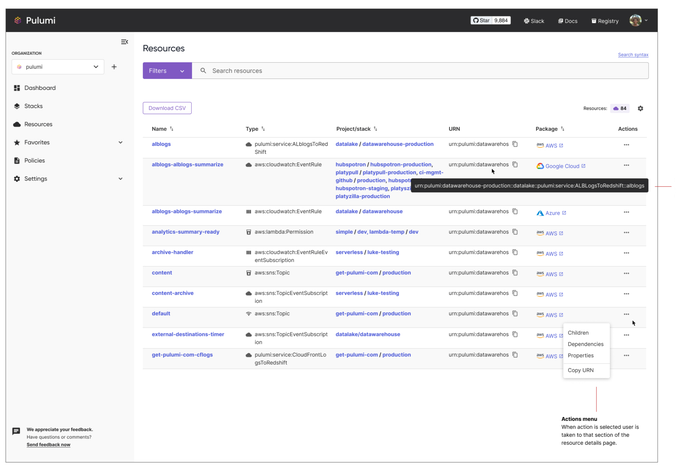

Copy icon copies URN for user and when the icon is hovered over, the full URN is shown in a tooltip.

Resources table notes:

- 'Download CSV' button should download a CSV of the current view of the table.
- Checkboxes *(not shown but would be located on right side of name column)* can be clicked to select or multi-select resources to perform actions.
- Bulk action buttons *(not shown but would be located above the table next to the 'Download CSV' button)* are disabled until the select all checkbox or more than one checkbox is selected. **If there are no bulk actions, checkboxes are not present** *(which is why there are no checkboxes shown in this design).*

Actions menu
When action is selected user is taken to that section of the resource details page.

Resources Page Alternate View

Table columns: Resource name, Resource type, Last stack update, Parent, Protection & Actions

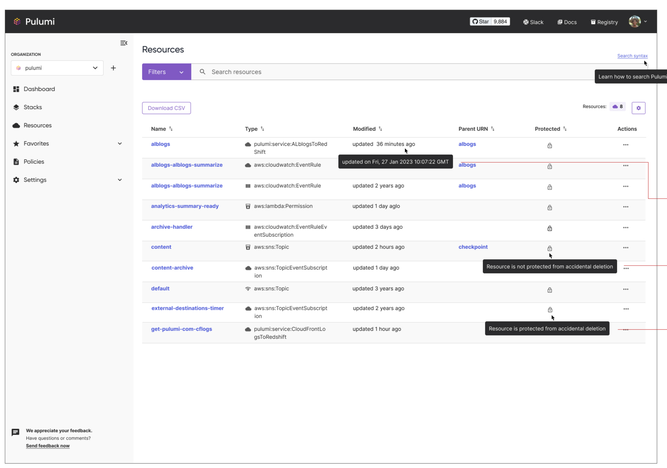

If hovered over, a tooltip and when clicked the **query filters dialog** will appear, giving users information on how to use queries when searching.

Modified is in relative time but when hovered over, the absolute time appears.

Lock icons are shown to represent if resource is protected or not. These tooltips are shown when the icons are hovered over.

Resources Page View 3 for Tablet

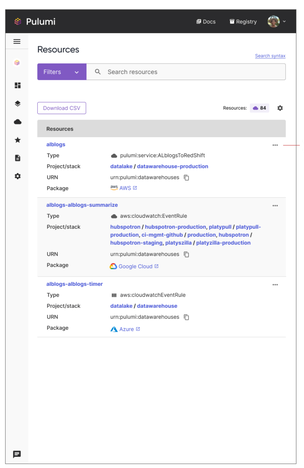

Opens the same actions menu as inDesktop version
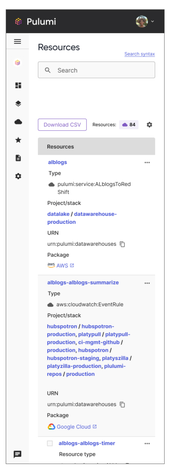
Resources Page View 4 for Mobile